



Election Fact Sheet: 2024 General Election



Mexico



THE 2024 ELECTION

Election Date: 2 June 2024

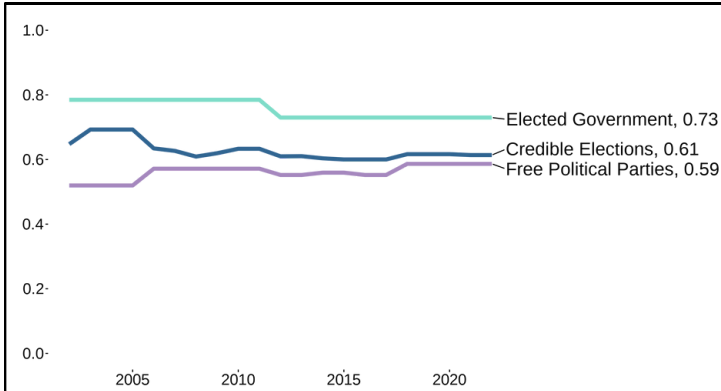
President and 628 Congress members will be elected in Federal process

Incumbent Head of State and Head of Government:

President Andrés Manuel López Obrador, (since 2018), Morena (National Regeneration Movement)

Compulsory voting? Yes, but not enforced

Global State of Democracy Indices data 2002 - 2022



Presidential Candidates:

Claudia Sheinbaum Pardo: "Sigamos Haciendo Historia" Coalition (Morena, PT, PVEM)

Xóchitl Gálvez Ruiz: "Fuerza y Corazón por México" Coalition (PAN, PRI, PRD)

Jorge Álvarez Máynez: Citizens' Movement (MC)

Presidential Term of Office: Fixed for six-year term (no re-election allowed)

Registered Voters: 99,084,188 (Lista Nominal)

Latest Democracy Developments

February 2024

President presents constitutional reform proposals

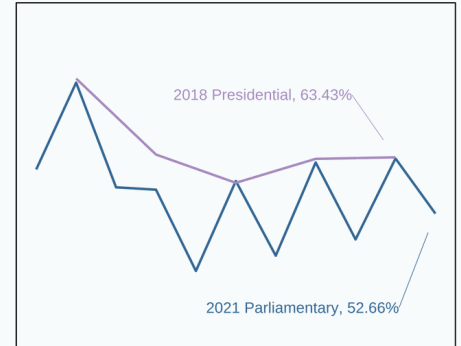
February 2024

Surge in political violence raises concerns during electoral process

February 2024


Data leaks and privacy breaches exacerbate concerns over journalists' safety

PAST VOTER TURNOUT



Global Ranking in Representation

The Representation category comprises six factors to measure contested and inclusive elections, including Credible Elections, Free Political Parties and Elected Government.



Note: Based on 2022 data, showing ranking change over 1 year. See the full country rankings.

Additional Resources

[Instituto Nacional Electoral \(INE\)](#)

[Tribunal Electoral del Poder Judicial de la Federación](#)

Contact:
Maria Angeles Morales Gonzalez, Adviser
Democracy Assessment
m.moralesgonzalez@idea.int

ELECTORAL PROCESS

Selection Process for Head of State:

Direct election (plurality)

Voter registration:

Created by the EMB using its own data collection and/or other sources of data

Out-of-Country Voting:

Yes

Special Voting Arrangements:

Early voting (in-country), e-voting (from abroad), postal voting (from abroad), and in certain consulates



WOMEN'S REPRESENTATION

Legislated gender quotas?

Single/lower house: Yes
Upper house: Yes

Proportion of women in legislature:

Single/lower house (2021): 252 of 500 seats (50,4%)
Upper house (2018): 64 of 126 seats (50,8%)